

Data Notes and Definitions

- 1) All award dollars and award amounts are listed at the institution to which they were paid. Expenditures are based on total of award claim requests and related claims made within the fiscal year.
 - 2) Frank O'Bannon is composed of the Higher Education Award (HEA) and the Freedom of Choice Award (FOC). National Guard grants include the National Guard Supplemental Grant (NGS) and the National Guard Extension Scholarship (NGE).
 - 3) CVO (Children of Veterans and Officers) provides tuition and fee assistance to the the children of deceased or disabled veterans, Purple Heart recipients or wounded veterans, the child or spouse of Indiana National Guard or public safety officers killed in the line of duty, Indiana Purple Heart recipients. CVO also covers book payments for students who are former students of Morton Memorial High School or who are former residents of the Indiana
 - 4) Workforce Ready Grant is limited to funds paid to students enrolled in eligible credit-bearing programs.
- For additional information about Indiana student financial aid programs and eligibility criteria, please visit:

FAFSA DEMOGRAPHICS 2017-18 FILERS & RECIPIENTS

ALL FILERS								
FAFSA YEAR	2012	2013	2014	2015	2016	2017	1 Yr	5 Yr
Male	39%	39%	39%	38%	38%	37%	-1.0	-1.3
Female	61%	61%	61%	61%	62%	62%	0.9	1.1
Dependent	40%	41%	43%	47%	47%	47%	0.8	7.7
Independent	60%	59%	56%	53%	53%	53%	-0.8	-7.7
Single	72%	73%	75%	77%	77%	78%	0.9	5.9
Married	19%	18%	17%	16%	16%	16%	-0.2	-2.8
1st Generation Student	53%	51%	49%	47%	46%	44%	-3.6	-8.9
Pell Eligible	61%	60%	59%	56%	54%	54%	-2.3	-7.3
FRANK O'BANNON GRANT								
FAFSA YEAR	2012	2013	2014	2015	2016	2017	1 Yr	5 Yr
Male	36%	37%	36%	36%	36%	37%	1.0	1.0
Female	64%	63%	64%	64%	64%	63%	-1.1	-1.2
Dependent	52%	45%	47%	50%	53%	58%	8.7	6.0
Independent	48%	55%	53%	50%	47%	42%	-8.7	-6.0
Single	80%	77%	78%	80%	82%	84%	3.9	4.1
Married	13%	14%	14%	13%	12%	11%	-1.8	-1.7
1st Generation Student	56%	54%	52%	50%	49%	46%	-4.8	-10.1
Pell Eligible	97%	97%	96%	96%	95%	94%	-1.3	-2.1
21st CENTURY SCHOLARS								
FAFSA YEAR	2012	2013	2014	2015	2016	2017	1 Yr	5 Yr
Male	37%	37%	37%	37%	37%	37%	0.0	0.0
Female	63%	63%	63%	63%	63%	63%	-0.2	-0.2
Dependent	86%	88%	90%	92%	92%	93%	1.1	6.6
Independent	14%	12%	10%	8%	8%	7%	-1.1	-6.6
Single	97%	97%	98%	99%	99%	99%	0.3	1.9
Married	3%	2%	2%	1%	1%	1%	-0.3	-1.6
1st Generation Student	56%	54%	52%	50%	49%	45%	-5.2	-10.5
Pell Eligible	86%	87%	85%	81%	78%	78%	-2.8	-8.0

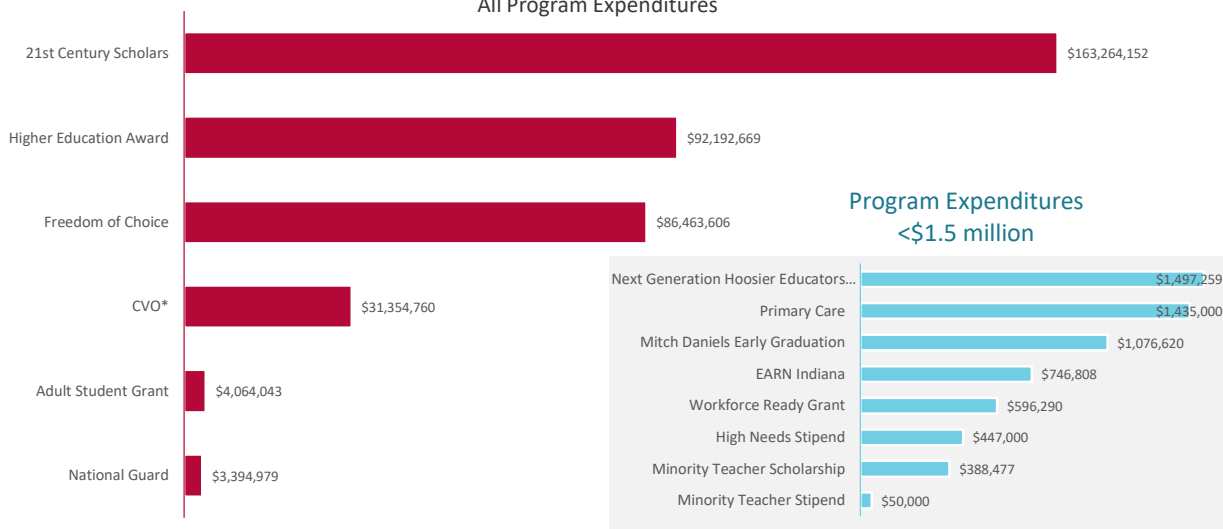
Note: Statistics based on latest application transaction received

Sources: CHE ScholarTrack and Previous Financial Aid Reports

FISCAL SUMMARY

	FY 2015		FY 2016		FY 2017		FY 2018	
	Expenditures	% of total	Expenditures	% of total	Expenditures	% of total	Expenditures	% of total
21st Century Scholars	\$128,506,995	41.9%	\$153,605,648	49.3%	\$161,194,034	47.9%	\$163,264,152	42.2%
Higher Education Award	\$91,434,081	29.8%	\$76,331,138	24.5%	\$82,181,443	24.4%	\$92,192,669	23.8%
Freedom of Choice	\$52,251,300	17.0%	\$48,153,594	15.5%	\$53,003,131	15.8%	\$86,463,606	22.3%
CVO*	\$25,689,533	8.4%	\$26,577,672	8.5%	\$28,003,747	8.3%	\$31,354,760	8.1%
Adult Student Grant	\$2,401,012	0.8%	\$265,870	0.1%	\$5,183,412	1.5%	\$4,064,043	1.1%
National Guard	\$3,033,082	1.0%	\$3,181,816	1.0%	\$3,040,081	0.9%	\$3,394,979	0.9%
Next Generation Hoosier Educators Scholarship	N/A	N/A	N/A	N/A	N/A	N/A	\$1,497,259	0.4%
Primary Care	\$850,000	0.3%	\$1,000,000	0.3%	\$1,090,000	0.3%	\$1,435,000	0.4%
Mitch Daniels Early Graduation	\$1,146,000	0.4%	\$1,023,856	0.3%	\$997,237	0.3%	\$1,076,620	0.3%
Minority Teacher Scholarship	\$352,073	0.1%	\$356,082	0.1%	\$543,693	0.2%	\$388,477	0.1%
EARN Indiana	\$495,180	0.2%	\$353,507	0.1%	\$492,542	0.1%	\$746,808	0.2%
Workforce Ready Grant	N/A	N/A	N/A	N/A	N/A	N/A	\$596,290	0.2%
High Needs Stipend	\$438,228	0.1%	\$437,315	0.1%	\$416,869	0.1%	\$447,000	0.1%
Minority Teacher Stipend	\$48,500	0.0%	\$47,449	0.0%	\$42,930	0.0%	\$50,000	0.0%
Total Programs	\$306,645,984		\$311,333,947		\$336,189,119		\$386,971,664	

FY 2018
All Program Expenditures



NOTE:

Amounts in this table are based on payments and refunds that occurred within the fiscal year. Amounts in this table may not equal totals presented elsewhere in this report, which are based on the dates of institutions' requests for payment and do not include refunds from prior-year claims.

* Children of Veterans and Public Safety Officers; provides tuition and fee assistance to the the children of deceased or disabled veterans, Purple Heart recipients or wounded veterans, the child or spouse of Indiana National Guard or public safety officers killed in the line of duty, Indiana Purple Heart recipients. CVO also includes book payments to students who are former students of Morton Memorial High School or who are former residents of the Indiana Soldiers' and Sailors' Children's Home.

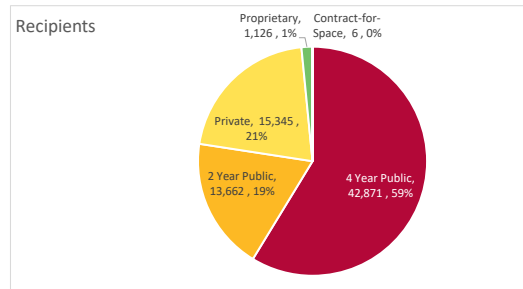
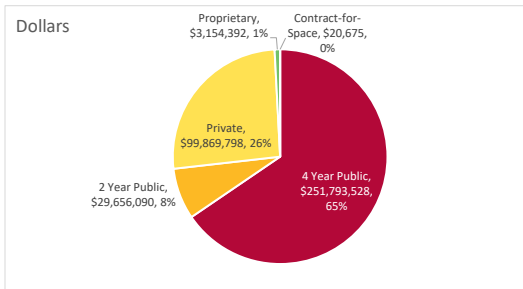
Source: Peoplesoft (State Accounting System)

FINANCIAL AID SUMMARY for FY 2018

Institution Type	All Awards	Frank O'Bannon	21st Century	Adult Student			Minority	Mitch Daniels	Workforce	Next Generation
		Total	Scholars	National Guard	Grant	CVO	Teacher	Early Graduation		Hoosier
							Scholarship	Scholarship	Ready Grant	Educators
										Scholarship
4 Year Public	Awards	\$251,793,528	\$73,605,698	\$143,329,950	\$3,331,433	\$947,952	\$286,227	\$664,117	\$72,346	\$976,294
	Students	42,871	20,932	17,110	526	650	99	167	18	133
	Mean	\$5,873	\$3,516	\$8,377	\$6,334	\$1,458	\$2,891	\$3,977	\$4,019	\$7,341
2 Year Public	Awards	\$29,656,090	\$16,252,149	\$7,148,019	\$93,366	\$2,671,654	\$2,861,630	\$268,000	\$361,271	
	Students	13,662	7,539	2,569	56	1,981		67	226	
	Mean	\$2,171	\$2,156	\$2,782	\$1,667	\$1,349	\$1,846	\$4,000	\$1,599	
Private	Awards	\$99,869,798	\$86,167,338	\$12,465,063		\$504,146	\$91,750	\$184,000		\$457,500
	Students	15,345	13,308	1,674		426	30	46		62
	Mean	\$6,508	\$6,475	\$7,446		\$1,183	\$3,058	\$4,000		\$7,379
Proprietary	Awards	\$3,154,392	\$2,617,519	\$489,740		\$43,133		\$4,000		
	Students	1,126	965	132		37		1		
	Mean	\$2,801	\$2,712	\$3,710		\$1,166		\$4,000		
Contract-for-Space	Awards	\$20,675	\$20,675							
	Students	6	6							
	Mean	\$3,446	\$3,446							
Total*	Awards	\$384,494,482	\$178,663,379	\$163,432,772	\$3,424,799	\$4,166,885	\$31,441,141	\$377,977	\$1,120,117	\$433,617
	Students	72,164	42,467	21,184	581	3,075	5,528	128	281	244
	Mean	\$5,328	\$4,207	\$7,715	\$5,895	\$1,355	\$5,688	\$2,953	\$3,986	\$1,777

NOTE:

Amounts in this table are based on requests for payment and refunds that occurred during FY 2018. Refunds arising from prior-year claims are not included. As such, amounts in this table may not equal totals presented in the fiscal summary, which are based on the dates payments were actually made and include all refunds to the state.



*Student counts in the total row are unduplicated and will therefore not equal the sum of student counts by institution type.

Source: CHE ScholarTrack

Institution	Institution Type	Any Award	Frank O'Bannon Total	21st	National Guard	Adult Student Grant	CVO	Minority Teacher Scholarship	Mitch Daniels Early Graduation Scholarship	Workforce Ready Grant	Next Generation Hoosier Educators Scholarship
American National University - South Bend	Proprietary	\$1,250	\$1,250	\$0	\$0	\$0	\$0	\$0	\$0	\$0	\$0
Avella College	Private	\$1,531,536	\$1,433,625	\$99,911	\$0	\$0	\$0	\$0	\$0	\$8,000	\$0
Anderson University	Private	\$3,376,576	\$2,919,076	\$457,500	\$0	\$2,500	\$0	\$0	\$8,000	\$0	\$30,000
Ball State University	4 Year Public	\$33,230,158	\$7,540,774	\$20,303,903	\$509,914	\$19,570	\$4,500,497	\$19,000	\$44,000	\$0	\$192,500
Bethel College	Private	\$2,805,301	\$2,098,361	\$706,940	\$0	\$0	\$0	\$0	\$0	\$6,000	\$7,500
Brown Mackie College - Fort Wayne	Proprietary	\$48,424	\$48,174	\$0	\$0	\$250	\$0	\$0	\$0	\$0	\$0
Brown Mackie College - Indianapolis	Proprietary	\$35,972	\$31,226	\$4,746	\$0	\$250	\$0	\$0	\$0	\$0	\$0
Brown Mackie College - Merrillville	Proprietary	\$2,650	\$2,650	\$0	\$0	\$0	\$0	\$0	\$0	\$0	\$0
Brown Mackie College - South Bend	Proprietary	\$3,108	\$3,108	\$0	\$0	\$0	\$0	\$0	\$0	\$0	\$0
Burler University	Private	\$3,986,288	\$3,446,118	\$540,170	\$0	\$0	\$0	\$12,000	\$0	\$16,000	\$30,000
Calumet College of St. Joseph	Private	\$1,236,778	\$1,070,533	\$166,245	\$0	\$0	\$0	\$0	\$0	\$0	\$7,500
Chamberlain University - Indianapolis	Proprietary	\$125,757	\$95,995	\$29,762	\$0	\$21,250	\$0	\$0	\$0	\$0	\$0
Crossroads Bible College	Private	\$465,632	\$433,800	\$31,832	\$0	\$0	\$0	\$0	\$0	\$0	\$0
DePue University	Private	\$1,343,361	\$1,098,050	\$245,311	\$0	\$0	\$0	\$0	\$0	\$0	\$4,000
DeVry University - Merrillville	Proprietary	\$32,507	\$29,925	\$2,582	\$0	\$1,000	\$0	\$0	\$0	\$0	\$0
Earlham College	Private	\$838,110	\$686,640	\$151,470	\$0	\$0	\$0	\$0	\$0	\$0	\$0
Fortis College	Proprietary	\$247,560	\$213,093	\$34,467	\$0	\$6,500	\$0	\$0	\$0	\$0	\$0
Franklin College	Private	\$2,879,645	\$2,240,705	\$638,940	\$0	\$0	\$0	\$0	\$0	\$4,000	\$30,000
Goshen College	Private	\$941,810	\$610,700	\$331,110	\$0	\$0	\$0	\$8,000	\$0	\$0	\$0
Grace College	Private	\$3,027,254	\$2,445,548	\$581,706	\$0	\$7,000	\$0	\$0	\$12,000	\$0	\$30,000
Hanover College	Private	\$2,368,650	\$1,942,150	\$426,500	\$0	\$0	\$0	\$10,000	\$0	\$0	\$7,500
Harrison College - Anderson	Proprietary	\$86,587	\$81,277	\$5,310	\$0	\$0	\$0	\$0	\$0	\$0	\$0
Harrison College - Columbus	Proprietary	\$100,330	\$93,696	\$6,634	\$0	\$250	\$0	\$0	\$0	\$0	\$0
Harrison College - Evansville	Proprietary	\$120,175	\$102,086	\$18,089	\$0	\$0	\$0	\$0	\$0	\$0	\$0
Harrison College - Fort Wayne	Proprietary	\$121,200	\$115,940	\$5,260	\$0	\$1,500	\$0	\$0	\$0	\$0	\$0
Harrison College - Indianapolis	Proprietary	\$317,167	\$323,576	\$7,216	\$0	\$375	\$0	\$0	\$0	\$0	\$0
Harrison College - Indianapolis East	Proprietary	\$340,749	\$320,706	\$12,043	\$0	\$250	\$0	\$0	\$0	\$0	\$0
Harrison College - Indianapolis Northwest	Proprietary	\$78,528	\$53,577	\$24,951	\$0	\$1,334	\$0	\$0	\$0	\$0	\$0
Harrison College - Lafayette	Proprietary	\$63,050	\$61,986	\$1,064	\$0	\$0	\$0	\$0	\$0	\$0	\$0
Harrison College - Terre Haute	Proprietary	\$111,525	\$107,249	\$4,276	\$0	\$0	\$0	\$0	\$0	\$0	\$0
Holy Cross College	Private	\$705,335	\$595,175	\$110,160	\$0	\$0	\$0	\$8,000	\$0	\$0	\$0
Huntington University	Private	\$1,875,106	\$1,546,446	\$328,660	\$0	\$7,000	\$0	\$0	\$0	\$4,000	\$15,000
Indiana Institute of Technology	Private	\$95,76,708	\$9,128,704	\$388,004	\$0	\$16,454	\$0	\$0	\$0	\$0	\$0
Indiana State University	4 Year Public	\$24,413,582	\$6,233,125	\$14,992,099	\$384,200	\$51,375	\$2,560,070	\$40,000	\$0	\$44,000	\$88,713
Indiana University Bloomington	4 Year Public	\$46,695,555	\$8,124,720	\$38,570,835	\$476,532	\$39,774	\$5,137,641	\$22,000	\$76,000	\$0	\$258,750
Indiana University East	4 Year Public	\$4,038,831	\$1,513,237	\$2,525,594	\$7,267	\$47,155	\$379,990	\$0	\$0	\$24,000	\$12,500
Indiana University Kokomo	4 Year Public	\$5,095,728	\$1,779,091	\$3,316,637	\$9,238	\$41,442	\$690,624	\$0	\$0	\$0	\$0
Indiana University Northwest	4 Year Public	\$4,845,172	\$2,551,665	\$2,293,507	\$75,221	\$72,168	\$269,204	\$7,488	\$0	\$0	\$20,000
Indiana University South Bend	4 Year Public	\$9,022,769	\$3,450,833	\$5,571,936	\$18,035	\$14,302	\$484,241	\$15,000	\$0	\$0	\$48,000
Indiana University Southeast	4 Year Public	\$5,650,662	\$1,954,072	\$3,696,590	\$48,792	\$32,846	\$840,716	\$3,916	\$0	\$0	\$15,000
Indiana University-Purdue University Columbus	4 Year Public	\$3,134,910	\$888,776	\$2,246,134	\$13,165	\$29,107	\$371,324	\$0	\$0	\$0	\$0
Indiana University-Purdue University Indianapolis	4 Year Public	\$42,023,758	\$12,051,837	\$30,000,000	\$645,760	\$187,073	\$5,808,821	\$77,000	\$16,000	\$0	\$45,000
Indiana Wesleyan University	Private	\$16,942,003	\$15,319,230	\$1,622,773	\$0	\$143,611	\$0	\$6,250	\$0	\$20,000	\$32,000
International Business College	Proprietary	\$395,708	\$263,325	\$132,383	\$0	\$0	\$0	\$0	\$0	\$0	\$0
International Business College - Indianapolis	Proprietary	\$735,251	\$548,640	\$186,611	\$0	\$600	\$0	\$0	\$0	\$0	\$0
Ivy Tech Community College	2 Year Public	\$29,656,090	\$16,751,149	\$12,904,941	\$93,366	\$2,671,654	\$2,861,630	\$0	\$0	\$161,271	\$0
Lincoln College of Technology	Proprietary	\$124,784	\$69,584	\$55,200	\$0	\$2,000	\$0	\$0	\$0	\$0	\$0
Manchester University	Private	\$3,543,086	\$3,248,275	\$294,811	\$0	\$2,000	\$0	\$0	\$0	\$0	\$37,500
Marian University	Private	\$3,889,864	\$3,338,453	\$551,411	\$0	\$0	\$0	\$0	\$0	\$0	\$37,500
Martin University	Private	\$1,003,068	\$934,013	\$69,055	\$0	\$60,875	\$0	\$0	\$0	\$0	\$0
National American University - Indianapolis	Proprietary	\$41,220	\$36,146	\$5,074	\$0	\$5,174	\$0	\$0	\$0	\$0	\$0
Northern Kentucky University	Contract for Space	\$7,425	\$7,425	\$0	\$0	\$0	\$0	\$0	\$0	\$0	\$0
Oakland City University	Private	\$1,083,957	\$1,005,288	\$78,669	\$0	\$1,500	\$0	\$0	\$0	\$0	\$7,500
Purdue University Fort Wayne	4 Year Public	\$12,725,225	\$4,179,671	\$8,545,554	\$291,745	\$44,878	\$1,140,472	\$22,673	\$64,000	\$0	\$47,581
Purdue University Northwest	4 Year Public	\$8,234,073	\$3,532,151	\$4,701,922	\$80,198	\$60,250	\$450,860	\$6,000	\$32,000	\$0	\$3,750
Purdue University Northwest - Westville Campus	4 Year Public	\$993,059	\$669,355	\$323,704	\$7,164	\$5,250	\$62,707	\$2,000	\$0	\$0	\$3,750
Purdue University West Lafayette	4 Year Public	\$31,997,213	\$7,491,273	\$24,505,940	\$612,756	\$19,946	\$3,407,546	\$18,000	\$52,000	\$0	\$142,500
Rose-Hulman Institute of Technology	Private	\$1,311,129	\$1,065,539	\$245,590	\$0	\$0	\$0	\$0	\$0	\$0	\$0
Saint Elizabeth School of Nursing	Private	\$275,777	\$248,275	\$27,502	\$0	\$0	\$0	\$0	\$0	\$0	\$0
Saint Mary-Of-The-Woods College	Private	\$2,123,520	\$1,796,817	\$326,703	\$0	\$11,750	\$0	\$0	\$0	\$8,000	\$0
Saint Mary's College	Private	\$1,532,542	\$984,222	\$548,320	\$0	\$0	\$0	\$0	\$0	\$4,000	\$0
Taylor University	Private	\$1,542,470	\$1,179,075	\$363,395	\$0	\$0	\$0	\$0	\$0	\$4,000	\$67,500
The Art Institute of Indianapolis	Private	\$1,074,176	\$985,623	\$88,553	\$0	\$26,397	\$0	\$0	\$0	\$8,000	\$0
Trine University	Private	\$3,715,366	\$3,091,483	\$623,883	\$0	\$2,875	\$0	\$4,000	\$0	\$4,000	\$15,000
University of Cincinnati	Contract for Space	\$13,250	\$13,250	\$0	\$0	\$0	\$0	\$0	\$0	\$0	\$0
University of Evansville	Private	\$3,106,655	\$2,714,645	\$392,010	\$0	\$1,000	\$0	\$4,000	\$0	\$8,000	\$15,000
University of Indianapolis	Private	\$10,812,144	\$9,009,712	\$1,802,432	\$0	\$9,434	\$0	\$11,000	\$0	\$16,000	\$60,000
University of Notre Dame	Private	\$514,089	\$391,389	\$122,700	\$0	\$0	\$0	\$0	\$0	\$0	\$0
University of Saint Francis	Private	\$4,536,216	\$3,918,871	\$617,345	\$0	\$15,000	\$0	\$2,000	\$0	\$0	\$4,000
University of Southern Indiana	4 Year Public	\$10,779,187	\$3,570,643	\$7,208,544	\$110,306	\$11,625	\$1,154,966	\$26,000	\$0	\$0	\$48,750
Valparaiso University	Private	\$4,346,947	\$3,768,758	\$578,189	\$0	\$0	\$0	\$4,000	\$0	\$0	\$7,500
Vincennes University	4 Year Public	\$7,493,312	\$4,144,620	\$3,348,692	\$71,361	\$83,000	\$568,231	\$16,000	\$0	\$72,346	\$0
Wabash College	Private	\$1,499,105	\$1,241,050	\$258,055	\$0	\$0	\$0	\$0	\$0	\$0	\$0
WGU Indiana	4 Year Public	\$4,310,735	\$3,292,865	\$1,017,870	\$10,799	\$186,191	\$735,202	\$9,150	\$0	\$0	\$0

Institution	Institution Type	Any Award	Frank O'Connell	NSD	National Guard	AAEP Student Grant	OWO	Military Teacher Scholarship	Miss DuPont Early Graduation Scholarship	Workforce Ready Grant	Next Generation Teacher Education Scholarship
American National University--South Bend	Proprietary	1	1	-	-	-	-	-	-	-	-
Avella College	Private	226	214	12	-	-	-	-	-	2	-
Anderson University	Private	509	452	53	-	2	-	3	-	2	4
Ball State University	4 Year Public	4,958	2,174	2,209	73	16	566	7	-	11	39
Bethel College	Private	404	343	49	-	10	-	4	-	1	2
Brown Mackie College--Fort Wayne	Proprietary	21	20	-	-	1	-	-	-	-	-
Brown Mackie College--Indianapolis	Proprietary	22	20	2	-	4	-	-	-	-	-
Brown Mackie College--Merrillville	Proprietary	2	2	-	-	-	-	-	-	-	-
Brown Mackie College--South Bend	Proprietary	2	2	-	-	-	-	-	-	-	-
Butler University	Private	546	483	59	-	-	-	3	-	4	4
Calumet College of St. Joseph	Private	141	154	4	-	2	-	2	-	-	1
Chamberlain University--Indianapolis	Proprietary	55	45	3	-	11	-	-	-	-	-
Crossroads Bible College	Private	74	69	5	-	-	-	-	-	-	-
DePauw University	Private	200	168	31	-	-	-	-	-	1	-
DeVry University--Merrillville	Proprietary	131	111	3	-	1	-	-	-	-	-
Earthen College	Private	121	103	20	-	-	-	-	-	-	-
Ferris College	Proprietary	104	95	5	-	6	-	-	-	-	-
Franklin College	Private	404	325	75	-	4	-	-	-	1	4
Goshen College	Private	203	160	42	-	-	-	2	-	-	-
Grace College	Private	449	374	68	-	4	-	-	-	3	4
Hanover College	Private	327	224	92	-	-	-	3	-	-	1
Harrison College--Anderson	Proprietary	36	33	3	-	-	-	-	-	-	-
Harrison College--Columbus	Proprietary	43	40	2	-	1	-	-	-	-	-
Harrison College--Evansville	Proprietary	49	44	6	-	-	-	-	-	-	-
Harrison College--Fort Wayne	Proprietary	59	55	2	-	2	-	-	-	-	-
Harrison College--Indianapolis	Proprietary	133	111	3	-	1	-	-	-	-	-
Harrison College--Indianapolis East	Proprietary	141	132	6	-	4	-	-	-	-	-
Harrison College--Indianapolis Northwest	Proprietary	38	28	9	-	1	-	-	-	-	-
Harrison College--Laurette	Proprietary	36	26	1	-	-	-	-	-	-	-
Harrison College--Terre Haute	Proprietary	37	36	1	-	-	-	-	-	-	-
Holy Cross College	Private	106	93	13	-	-	-	2	-	1	-
Huntington University	Private	239	247	38	-	4	-	-	-	1	2
Indiana Institute of Technology	Private	1,537	1,376	52	-	110	-	-	-	1	-
Indiana State University	4 Year Public	3,987	1,745	1,832	69	36	378	13	-	11	13
Indiana University-Bloomington	4 Year Public	6,020	3,271	3,101	56	35	558	10	-	19	36
Indiana University East	4 Year Public	897	450	324	3	33	103	3	-	6	3
Indiana University Kokomo	4 Year Public	1,657	539	394	4	29	140	-	-	2	-
Indiana University Northwest	4 Year Public	1,138	747	252	5	45	60	3	-	5	1
Indiana University South Bend	4 Year Public	1,750	1,039	639	4	12	96	6	-	17	-
Indiana University Southeast	4 Year Public	1,192	583	419	9	24	165	1	-	7	2
Indiana University-Purdue University Columbus	4 Year Public	557	255	238	1	18	53	-	-	1	-
Indiana University-Purdue University Indianapolis	4 Year Public	6,968	3,326	2,702	104	117	851	23	-	39	6
Indiana Wesleyan University	Private	2,925	2,670	200	-	133	-	3	-	5	7
International Business College	Proprietary	89	63	26	-	-	-	-	-	-	-
International Business College--Indianapolis	Proprietary	200	152	49	-	1	-	-	-	1	-
Ivy Tech Community College	2 Year Public	13,662	7,539	2,409	56	1,961	1,550	-	-	67	-
Lincoln College of Technology	Proprietary	44	27	15	-	2	-	-	-	-	-
Manchester University	Private	542	460	75	-	1	-	4	-	5	-
Marian University	Private	972	490	78	-	-	-	-	-	1	5
Martin University	Private	176	135	1	-	40	-	-	-	-	-
National American University--Indianapolis	Proprietary	24	19	-	-	5	-	-	-	-	-
Northern Kentucky University	Contract for Space	3	3	-	-	-	-	-	-	-	-
Oakland City University	Private	165	153	10	-	2	-	-	-	-	1
Purdue University Fort Wayne	4 Year Public	2,481	1,247	963	55	29	225	8	-	15	7
Purdue University Northwest	4 Year Public	2,031	1,324	553	20	42	109	3	-	8	1
Purdue University Northwest--Westville Campus	4 Year Public	443	334	75	2	7	26	1	-	3	1
Purdue University West Lafayette	4 Year Public	4,673	2,041	2,660	75	14	422	8	-	13	19
Rose-Hulman Institute of Technology	Private	217	181	49	-	-	-	-	-	-	-
Saint Elizabeth School of Nursing	Private	41	37	4	-	-	-	-	-	-	-
Saint Mary Of The Woods College	Private	295	246	41	-	7	-	-	-	2	-
Saint Mary's College	Private	146	137	29	-	-	-	-	-	1	-
Taylor University	Private	221	174	40	-	-	-	-	-	1	9
The Art Institute of Indianapolis	Private	246	198	31	-	29	-	-	-	-	-
Tine University	Private	593	508	80	-	4	-	1	-	1	2
University of Cincinnati	Contract for Space	3	3	-	-	-	-	-	-	-	-
University of Evansville	Private	431	381	47	-	1	-	-	-	1	2
University of Indiana pols	Private	1,578	1,297	208	-	68	-	4	-	4	8
University of Notre Dame	Private	79	64	15	-	-	-	-	-	-	-
University of Saint Francis	Private	737	649	80	-	9	-	1	-	-	-
University of Southern Indiana	4 Year Public	2,159	1,044	881	23	20	212	7	-	9	7
Valparaiso University	Private	635	523	61	-	-	-	5	-	1	1
Vincennes University	4 Year Public	1,959	1,236	518	19	55	130	4	-	18	-
Wabash College	Private	216	182	34	-	-	-	-	-	-	-
WOU Indiana	4 Year Public	1,318	988	47	5	136	172	7	-	-	-

Institution	Institution Type	Any Award	Frank O'Bannon	Z14	National Guard	Adult Student Grant	CVO	Minority Teacher Scholarship	Mich Daniels Early Graduation Scholarship	Workforce Ready Grant	Next Generation Hoosier Educators Scholarship
American National University - South Bend	Proprietary	\$1,550	\$1,550	\$0	\$0	\$0	\$0	\$0	\$0	\$0	\$0
Avella College	Private	\$6,777	\$6,699	\$7,493	\$0	\$0	\$0	\$0	\$4,000	\$0	\$0
Anderson University	Private	\$6,634	\$6,458	\$7,717	\$0	\$1,250	\$0	\$2,867	\$4,000	\$0	\$7,500
Ball State University	4 Year Public	\$6,702	\$3,469	\$9,191	\$6,985	\$1,233	\$7,951	\$2,714	\$4,000	\$0	\$7,500
Bethel College	Private	\$6,944	\$6,995	\$7,996	\$0	\$1,975	\$0	\$3,925	\$4,000	\$0	\$3,750
Brown Mackie College - Fort Wayne	Proprietary	\$2,306	\$2,409	\$0	\$0	\$250	\$0	\$0	\$0	\$0	\$0
Brown Mackie College - Indianapolis	Proprietary	\$1,635	\$1,561	\$2,248	\$0	\$250	\$0	\$0	\$0	\$0	\$0
Brown Mackie College - Merrillville	Proprietary	\$1,325	\$1,325	\$0	\$0	\$0	\$0	\$0	\$0	\$0	\$0
Brown Mackie College - South Bend	Proprietary	\$1,554	\$1,554	\$0	\$0	\$0	\$0	\$0	\$0	\$0	\$0
Burler University	Private	\$7,301	\$7,176	\$7,833	\$0	\$0	\$4,000	\$0	\$4,000	\$0	\$7,500
Calumet College of St. Joseph	Private	\$6,999	\$6,978	\$8,180	\$0	\$1,200	\$0	\$4,000	\$0	\$0	\$7,500
Chamberlain University - Indianapolis	Proprietary	\$2,286	\$2,341	\$2,837	\$0	\$0	\$0	\$0	\$0	\$0	\$0
Crossroads Bible College	Private	\$6,292	\$6,287	\$6,366	\$0	\$0	\$0	\$0	\$0	\$0	\$0
DePue University	Private	\$6,717	\$6,576	\$7,784	\$0	\$0	\$0	\$4,000	\$0	\$0	\$0
DeVry University - Merrillville	Proprietary	\$2,501	\$2,720	\$1,582	\$0	\$1,000	\$0	\$0	\$0	\$0	\$0
Earham College	Private	\$6,927	\$6,666	\$7,574	\$0	\$0	\$0	\$0	\$0	\$0	\$0
Fortis College	Proprietary	\$2,284	\$2,433	\$2,073	\$0	\$1,083	\$0	\$0	\$0	\$0	\$0
Franklin College	Private	\$7,128	\$6,935	\$7,799	\$0	\$0	\$0	\$0	\$4,000	\$0	\$7,500
Goshen College	Private	\$4,639	\$3,817	\$7,693	\$0	\$0	\$4,000	\$0	\$0	\$0	\$0
Grace College	Private	\$6,765	\$6,563	\$7,850	\$0	\$1,750	\$0	\$0	\$4,000	\$0	\$7,500
Hawover College	Private	\$2,244	\$7,088	\$7,865	\$0	\$0	\$3,333	\$0	\$0	\$0	\$7,500
Harrison College - Anderson	Proprietary	\$2,405	\$2,463	\$1,770	\$0	\$0	\$0	\$0	\$0	\$0	\$0
Harrison College - Columbus	Proprietary	\$4,335	\$2,342	\$4,192	\$0	\$250	\$0	\$0	\$0	\$0	\$0
Harrison College - Evansville	Proprietary	\$2,453	\$2,120	\$3,015	\$0	\$0	\$0	\$0	\$0	\$0	\$0
Harrison College - Fort Wayne	Proprietary	\$2,054	\$2,108	\$1,880	\$0	\$750	\$0	\$0	\$0	\$0	\$0
Harrison College - Indianapolis	Proprietary	\$2,498	\$2,516	\$2,405	\$0	\$375	\$0	\$0	\$0	\$0	\$0
Harrison College - Indianapolis East	Proprietary	\$2,417	\$2,430	\$2,882	\$0	\$688	\$0	\$0	\$0	\$0	\$0
Harrison College - Indianapolis Northwest	Proprietary	\$2,067	\$1,913	\$1,834	\$0	\$0	\$0	\$0	\$0	\$0	\$0
Harrison College - Lafayette	Proprietary	\$4,425	\$2,384	\$3,064	\$0	\$0	\$0	\$0	\$0	\$0	\$0
Harrison College - Terre Haute	Proprietary	\$3,014	\$2,980	\$4,254	\$0	\$0	\$0	\$0	\$0	\$0	\$0
Holy Cross College	Private	\$6,654	\$6,400	\$7,551	\$0	\$0	\$4,000	\$0	\$4,000	\$0	\$0
Huntington University	Private	\$6,488	\$6,261	\$7,965	\$0	\$1,750	\$0	\$0	\$4,000	\$0	\$7,500
Indiana Institute of Technology	Private	\$6,233	\$6,634	\$6,513	\$0	\$959	\$0	\$4,000	\$0	\$0	\$0
Indiana State University	4 Year Public	\$6,123	\$3,583	\$8,183	\$5,568	\$1,427	\$6,773	\$3,077	\$4,000	\$0	\$6,824
Indiana University Bloomington	4 Year Public	\$7,425	\$3,578	\$9,855	\$8,510	\$1,591	\$9,207	\$2,200	\$4,000	\$0	\$7,393
Indiana University East	4 Year Public	\$4,493	\$3,393	\$6,240	\$2,412	\$1,429	\$3,689	\$0	\$4,000	\$0	\$7,500
Indiana University Kokomo	4 Year Public	\$4,776	\$3,428	\$6,516	\$2,310	\$1,429	\$4,933	\$0	\$4,000	\$0	\$0
Indiana University Northwest	4 Year Public	\$4,258	\$3,416	\$6,479	\$5,044	\$1,604	\$4,487	\$2,496	\$4,000	\$0	\$7,500
Indiana University South Bend	4 Year Public	\$4,584	\$3,386	\$6,395	\$4,504	\$1,192	\$5,189	\$2,500	\$4,000	\$0	\$0
Indiana University Southeast	4 Year Public	\$4,740	\$3,352	\$6,509	\$5,421	\$1,369	\$5,095	\$3,916	\$4,000	\$0	\$7,500
Indiana University-Purdue University Columbus	4 Year Public	\$5,628	\$3,407	\$7,767	\$13,165	\$1,617	\$7,006	\$0	\$4,000	\$0	\$0
Indiana University-Purdue University Indianapolis	4 Year Public	\$6,031	\$3,625	\$8,537	\$6,209	\$1,428	\$6,826	\$3,148	\$4,000	\$0	\$7,500
Indiana Wesleyan University	Private	\$5,792	\$5,738	\$7,002	\$0	\$1,080	\$0	\$2,083	\$4,000	\$0	\$7,500
International Business College	Proprietary	\$4,446	\$4,180	\$5,092	\$0	\$0	\$0	\$0	\$0	\$0	\$0
International Business College - Indianapolis	Proprietary	\$9,877	\$3,544	\$3,923	\$0	\$500	\$0	\$4,000	\$0	\$0	\$0
Ivy Tech Community College	2 Year Public	\$2,171	\$2,156	\$2,782	\$1,667	\$1,349	\$1,846	\$0	\$4,000	\$0	\$1,599
Lincoln College of Technology	Proprietary	\$2,836	\$2,577	\$3,847	\$0	\$1,000	\$0	\$0	\$0	\$0	\$0
Manchester University	Private	\$7,275	\$7,170	\$7,857	\$0	\$2,000	\$0	\$0	\$4,000	\$0	\$7,500
Marian University	Private	\$6,974	\$6,813	\$7,815	\$0	\$0	\$0	\$0	\$4,000	\$0	\$7,500
Martin University	Private	\$5,699	\$6,919	\$8,180	\$0	\$1,522	\$0	\$0	\$0	\$0	\$0
National American University - Indianapolis	Proprietary	\$3,222	\$1,902	\$0	\$0	\$1,035	\$0	\$0	\$0	\$0	\$0
Northern Kentucky University	Contract for Space	\$2,475	\$2,475	\$0	\$0	\$0	\$0	\$0	\$0	\$0	\$0
Oakland City University	Private	\$6,569	\$6,571	\$6,967	\$0	\$750	\$0	\$0	\$0	\$0	\$7,500
Purdue University Fort Wayne	4 Year Public	\$5,129	\$3,352	\$7,201	\$5,210	\$1,548	\$5,069	\$2,834	\$4,000	\$0	\$6,797
Purdue University Northwest	4 Year Public	\$4,904	\$3,136	\$6,224	\$4,010	\$1,482	\$4,155	\$2,667	\$4,000	\$0	\$3,750
Purdue University Northwest - Westville Campus	4 Year Public	\$2,242	\$2,004	\$3,078	\$3,582	\$750	\$2,412	\$2,000	\$4,000	\$0	\$3,750
Purdue University West Lafayette	4 Year Public	\$6,847	\$3,670	\$9,377	\$8,170	\$1,425	\$8,075	\$2,250	\$4,000	\$0	\$7,500
Rose-Hulman Institute of Technology	Private	\$6,226	\$5,837	\$6,012	\$0	\$0	\$0	\$0	\$0	\$0	\$0
Saint Elizabeth School of Nursing	Private	\$6,726	\$6,710	\$6,876	\$0	\$0	\$0	\$0	\$0	\$0	\$0
Saint Mary-Of-The-Woods College	Private	\$7,198	\$7,304	\$7,487	\$0	\$1,679	\$0	\$0	\$4,000	\$0	\$0
Saint Mary's College	Private	\$6,943	\$6,819	\$7,390	\$0	\$0	\$0	\$0	\$4,000	\$0	\$0
Taylor University	Private	\$6,980	\$6,776	\$7,297	\$0	\$0	\$0	\$0	\$4,000	\$0	\$7,500
The Art Institute of Indianapolis	Private	\$4,367	\$4,776	\$3,037	\$0	\$910	\$0	\$0	\$0	\$0	\$0
Trine University	Private	\$6,255	\$6,085	\$7,475	\$0	\$719	\$0	\$4,000	\$0	\$0	\$7,500
University of Cincinnati	Contract for Space	\$4,417	\$4,417	\$0	\$0	\$0	\$0	\$0	\$0	\$0	\$0
University of Evansville	Private	\$7,208	\$7,125	\$7,745	\$0	\$1,000	\$0	\$4,000	\$4,000	\$0	\$7,500
University of Indianapolis	Private	\$6,852	\$6,947	\$7,779	\$0	\$1,433	\$0	\$2,750	\$4,000	\$0	\$7,500
University of Notre Dame	Private	\$6,507	\$6,115	\$8,180	\$0	\$0	\$0	\$0	\$0	\$0	\$0
University of Saint Francis	Private	\$6,155	\$6,038	\$7,454	\$0	\$1,667	\$0	\$2,000	\$4,000	\$0	\$0
University of Southern Indiana	4 Year Public	\$4,393	\$3,420	\$6,589	\$4,796	\$1,581	\$5,448	\$3,714	\$3,569	\$0	\$6,864
Valparaiso University	Private	\$7,068	\$6,951	\$7,939	\$0	\$0	\$0	\$4,000	\$4,000	\$0	\$7,500
Vincennes University	4 Year Public	\$3,825	\$3,353	\$4,899	\$3,756	\$1,509	\$4,371	\$4,000	\$0	\$4,019	\$0
Wabash College	Private	\$6,940	\$6,764	\$7,884	\$0	\$0	\$0	\$0	\$0	\$0	\$0
WGU Indiana	4 Year Public	\$3,361	\$3,333	\$3,965	\$3,960	\$1,369	\$4,277	\$1,107	\$0	\$0	\$0

Student Teaching Stipend for High-Need Fields

	Recipients	Expenditures	Average Award
Fall 2017	28	\$111,000	\$3,964
Spring 2018	84	\$336,000	\$4,000
Overall	112	\$447,000	\$3,991

Earline S. Rogers Student Teaching Stipend for Minorities

	Recipients	Expenditures	Average Award
Fall 2017	8	\$8,000	\$1,000
Spring 2018	23	\$42,000	\$1,826
Overall	31	\$50,000	\$1,613